



**PETA [UK] LTD**  
innovating for independence

[www.peta-uk.com](http://www.peta-uk.com)



**SCISSORS FOR SPECIAL NEEDS**

Peta (UK) Ltd is a family business and has been designing, manufacturing and supplying products for special needs since 1975, all of which have been developed under close consultation with Occupational Therapists (OTs) who we continue to work closely with.

This brochure illustrates and describes the extensive range of adapted scissors in the Easi-Grip® range and supporting publications.

Over the years we have earned a reputation for the high quality of our products. This is something that we will not compromise. We use only the highest grade materials in our manufacture and each design is extensively tested by professionals in the field before going to production.

### Our scissors feature:

- ✓ Colour coded handles  
blue for right hand; green for left hand
- ✓ Blade guards  
supplied for all self-opening scissors for safe storage when not in use
- ✓ Larger pointed blades  
available for the older child or adult, please contact us or see our website for further details
- ✓ Stainless steel blades
- ✓ High quality polymer and/or plastic handle
- ✓ Easily identified by PETA on the blade

The following icons will help identify the difficulties for which our products will be helpful.



**Weak  
Grip**



**Poor Hand  
Control**



**Visual  
Impairment**



**Tremor**



**One  
Handed**

**We recommend that children should always use scissors under an appropriate level of supervision!**

**All  
products  
subject to  
2 year  
guarantee**



## Easi-Grip® Scissors



A range of ultra light weight self-opening scissors. Ideal for use for early scissor skill development, or for special needs due to weak hands or those who are unable to use conventional style scissors.

Mini Easi-Grip® scissors are 2/3 the size of the standard version and due to the minimal bias during the cutting action can in most cases be used in either the right or left hand.

The scissors automatically reopen as soon as the grip is eased.

Use either fingers and thumb, or fingers and palm, to gently squeeze the scissors shut.



PEG-1/L



MEG-1

PEG-1



**TIP**

**OUR OT FINDS THESE GOOD FOR...**

- ✓ Children being introduced to scissors
- ✓ Weak grip or poor hand strength
- ✓ Difficulty isolating individual finger movements
- ✓ Children who struggle to follow instructions and directional commands
- ✓ Children with small hands
- ✓ Children with undecided hand dominance who swap hands during a task

### CODES & PRICES

#### MEG-1

Mini Easi-Grip®

**£3.75**

#### PEG-1

Right Hand Easi-Grip® with short round ended blade

**£5.95**

#### PEG-1/L

Left Hand Easi-Grip® with short round ended blade

**£5.95**



**PETA [UK] LTD**  
innovating for independence

## Long Loop Easi-Grip® Scissors



A range of ultra lightweight self-opening scissors with long loop handles for additional stabilisation.

Designed for use by those with weak hands or wrists or who are unable to use conventional style scissors due to swollen and painful joints.

### HOW TO USE

Using the index finger to provide guidance and control, the middle, ring and little fingers are inserted through the loop to provide the strength for the cutting action.

Alternatively for those with very limited movement the fingers can be placed over the long loop. Gently squeeze the scissors shut, the spring-action of the handle will automatically reopen the scissors as soon as the grip is eased.

## CODES & PRICES

### LEG-1

Right Hand with short round ended blade

**£6.65**

### LEG-1/L

Left Hand with short round ended blade

**£6.65**



### OUR OT FINDS THESE GOOD FOR...

- ✓ Poor sensation, weak grip, hand strength and/or motor control
- ✓ Children learning correct index finger placement
- ✓ Motor planning difficulties. For example, Dyspraxia
- ✓ Children with joint hypermobility

SCISSORS FOR SPECIAL NEEDS



## Long Loop Scissors



LPL-1



Designed with an extended loop to give increased strength and control over the cutting action. Assists children with poor motor control, including those with Dyspraxia.

Also available with a spring fitted which will automatically reopen the scissors.

Place the index finger outside the loop to provide guidance and control



LPL-1/SO

Discreetly fitted spring will automatically reopen the scissors as soon as the grip is eased

The middle, ring and little fingers are inserted through the loop to provide the strength for the cutting action.

LPR-1



### CODES & PRICES

#### LPR-1

Right Hand with short round ended blade

**£5.15**

#### LPL-1

Left Hand with short round ended blade

**£5.15**

#### LPR-1/SO

Self-Opening Right Hand with short round ended blade

**£6.95**

#### LPL-1/SO

Self-Opening Left Hand with short round ended blade

**£6.95**

**EASI**



**TIP**

**OUR OT FINDS THESE GOOD FOR...**

- ✓ Weak grip/strength
- ✓ Poor motor control
- ✓ Training placement of the thumb while continuing to provide the benefit of the long loop handle
- ✓ Introducing the skill of opening and closing the scissors
- ✓ Young children who are able to open and close the scissors but become confused about finger placement in regular scissors



## Dual Control Teaching Scissors



Developed, under consultation with Occupational Therapists, to assist the child who:

- Has poor visuo motor co-ordination
- Lacks the strength to complete a cutting action
- Has a tremor and cannot place the scissors at a given starting point
- Has poor background/foreground differentiation



Ideal for learning the opening / closing action of scissor skills



PTL-1



PTR-1

### HOW TO USE

The child places his/her fingers through the loops furthest from the blade, whilst the adult places their fingers over the child's hand and through the loops nearest the blade to assist with placement, guidance and strength for the cutting action.



### OUR OT FINDS THESE GOOD FOR...

- ✓ Introducing young children to scissor use
- ✓ Supporting children unable to hold the scissors independently
- ✓ Demonstrating scissor use to children who find it difficult to follow instructions
- ✓ Encouraging bilateral hand use
- ✓ Reduced grip strength and motor control
- ✓ Supporting children with a visual impairment or a tremor
- ✓ Developing confidence in reluctant scissor users

## CODES & PRICES

### PTR-1

Right Hand with short round ended blade

**£5.95**

### PTL-1

Left Hand with short round ended blade

**£5.95**



# Self-Opening Scissors



Conventional style scissors with a discreet spring that will automatically reopen the scissors. Ideal for children in a mainstream setting who need some extra assistance when using scissors.



PL-1/SO



Use the index finger to provide guidance and control



PR-1/SO

Hidden spring will automatically reopen the scissors as soon as the grip is eased

## HOW TO USE

As indicated above, the index finger is used to provide guidance and control whilst the middle finger is placed through the loop for the cutting action. The spring will force the blades back to an open position after the grip has been eased.



## OUR OT FINDS THESE GOOD FOR...

- ✓ Older children who prefer a more conventional styling but are unable to manage opening and closing the scissors
- ✓ Poor grip strength
- ✓ Reduced motor control

## CODES & PRICES

### PR-1/SO

Right Hand with short round ended blade

**£5.95**

### PL-1/SO

Left Hand with short round ended blade

**£5.95**




**PETA [UK] LTD**  
innovating for independence

## Push Down Table Top Scissors



These scissors are easy to use simply requiring a pushing down action on the "T" shaped handle. The spring will automatically reopen the scissors once the pressure is released.



CTT-1

Pushing down on the top "T" handle closes the blades

Hidden spring will automatically reopen the scissors as soon as the pressure is released

Ideal for children either with poor strength or who are unable to use scissors with conventional loops.



### CODES & PRICES

CTT-1  
**£8.95**

### HOW TO USE

Place the scissors on the table with one "T" handle flat on the surface. Pushing down on the top "T" handle closes the blades. A discreet spring will automatically reopen the scissors ready for the next cut.

**The scissors can be used in two ways:** By maintaining the paper in fixed position it can be cut by "scooting" the scissors along the table; alternatively you can keep the scissors still (placing it on a Dycem® mat may assist with stability) and moving the paper towards the scissors.



### OUR OT FINDS THESE GOOD FOR...

- ✓ Weak hand and/or arm strength
- ✓ Poor motor control
- ✓ Tremor
- ✓ Joint protection in conditions like Arthritis
- ✓ Cost effective table top scissor that can be stored in regular classroom storage space
- ✓ Children with poor strength able to access/carry the scissor independently

SCISSORS FOR SPECIAL NEEDS



# Mounted Table Top Scissors



Designed for use by children with very limited strength and control, or for use one-handed. Either with a brightly coloured green plastic base which provides stability whilst keeping the product lightweight or a solid hardwood base to give ultimate stability.



PTT-1/WB

NOW SUPPLIED IN  
HANDY ZIP CASE

The hidden spring will  
automatically reopen the blades

PTT-1/PB

## HOW TO USE

Push the paper or card along the base until in position, then depress the "T" shaped handle to cut. The spring will automatically reopen the blades in readiness for the next cut. It is often advantageous to use the more dextrous hand to manipulate the paper whilst the more affected hand works the scissors.



## TIP OUR OT FINDS THESE GOOD FOR...

- ✓ Weak hand or arm strength
- ✓ Poor motor control
- ✓ Tremor
- ✓ One handed operation. For example, children with Cerebral Palsy or Congenital Limb Deficiency
- ✓ Stable base and option of using the forearm if joint protection of the fingers is necessary. For example, children with Arthritis.

## CODES & PRICES

### PTT-1/PB

Mounted on Plastic Base

**£22.00**

### PTT-1/WB

Mounted on Wooden Base

**£34.50**



## Scissor Kits

Peta (UK) Ltd offers two kits of scissors which represents an economical way of purchasing a range of scissors for assessment and assistance.



### Essential Scissor Kit

For SENCo's we recommend our Essential Scissor Kit which includes our top selling scissors which are ideal for children in a mainstream school who need some additional assistance for motor skills such as using scissors. Guidance notes give handy tips on the scissors and developing cutting skills. This kit contains 7 scissors, including left hand version where appropriate and is supplied in an A5 zip PVC wallet.

**PESK-1**

**£39.50** *(Contains total of 7 scissors.)*

### Comprehensive Assessment Kit

Designed with Paediatric Occupational Therapists in mind is our Comprehensive Assessment Kit. This allows the therapist to assess their clients with the different styles of adapted scissors to identify the most appropriate. Supplied in a handy tin there are 15 left and right handed scissors of 10 different styles. The guidance notes provide specific information on each type.


**PCAK-1**

**£99.95** *(Contains total of 15 scissors.)*



## Publications

In 1997 Peta (UK) Ltd commissioned two leading Paediatric OTs to write a book on scissor skill development. The authors identified 14 steps to scissor skill development and devised a series of activities and exercises to support this process from pre-scissor skills through to cutting out circles and complex shapes. The context of this is now offered in three different formats to appeal to different readers.




### Developing Scissor Skills (Book)

Aimed at Occupational Therapists this comprehensive manual has:

- Over 120 pages
- A4 format
- Wire-bound
- Photocopiable activities and exercises covering each stage of scissor skill development

**PDSS-B**  
**£13.95**




### Developing Basic Scissor Skills (Cards)

Adapted from the book for use by teachers this pack has:

- 20 double sided A4 photocopiable work cards
- Supplied in clear resealable plastic wallet
- All activities tried and tested in the classroom

**PDSS-WS**  
**£9.95**



### Developing Scissor Skills at home (Book)

Devised for parents this book is divided into two sections. The first section gives some background information and advice whilst the second section contains activities for practise at home:

- A4 format
- 16 pages
- 8 activities plus suggestions for practise sheets

**PDSS-PE**  
**£4.95**

**Now available Developing Basic Scissor Skills (Cards) on USB Stick**  
in multi-lingual format – English/French/German/Spanish **PDSS-USB £8.95**



# PETA [UK] LTD

innovating for independence

Peta [UK] Ltd also offers a range of Easi-Grip® independent living aids and ergonomic garden hand tools, as illustrated below.




## Independent Living

The ergonomic design of our range of kitchen knives & utensils will help people with arthritis or similar conditions to overcome grip difficulties, thus assisting their independent living.



## Nail Care

Our nail care products assist those with reduced grip strength and motor control difficulties to independently manage this essential area of personal care.



## Horticultural Therapy

Our adaptive garden tools bring accessibility to this significantly therapeutic activity for those with upper limb difficulties and wheelchair users.



Please **LIKE** our Facebook page  
[/PetaUKLtd](#)



Please **FOLLOW** our Tweets  
[@PetaUKLtd](#)



[PetaUKLtd](#)

to see the Easi-Grip®  
scissors in action



### Our address is:

Peta [UK] Ltd.  
Charles House  
Kelvedon Road  
Inworth  
Colchester  
CO5 9SH  
England



### Call us on:

01376 573476



### Fax us:

01376 570023



### Email us:

[orders@peta-uk.com](mailto:orders@peta-uk.com)



### Order online:

[www.peta-uk.com](http://www.peta-uk.com)

Peta [UK] Ltd reserve the right to modify its products without notice.

Please recycle this brochure after use. Paper manufactured from ECF Bleached,  
100% Recycleable Chemical Fibres.

SPRING 2015